

# Human TNFSF15 Protein

Cat. No. FSF-HM115

## Description

<b>Source</b>	Recombinant Human TNFSF15 Protein is expressed from HEK293 with His tag at the N-Terminus. It contains Leu72-Leu251.
<b>Accession</b>	O95150-1
<b>Molecular Weight</b>	The protein has a predicted MW of 21.57 kDa. Due to glycosylation, the protein migrates to 25-35 kDa based on Bis-Tris PAGE result.
<b>Endotoxin</b>	Less than 1 EU per $\mu\text{g}$ by the LAL method.
<b>Purity</b>	>95% as determined by Bis-Tris PAGE

## Formulation and Storage

<b>Formulation</b>	Lyophilized from 0.22 $\mu\text{m}$ filtered solution in 20 mM PBS (pH 7.4). Normally 8% trehalose is added as protectant before lyophilization.
<b>Reconstitution</b>	Centrifuge the tube before opening. Reconstituting to a concentration more than 100 $\mu\text{g}/\text{ml}$ is recommended. Dissolve the lyophilized protein in distilled water.
<b>Storage</b>	-20 to -80°C for 12 months as supplied from date of receipt. -80°C for 3 months after reconstitution. Recommend to aliquot the protein into smaller quantities for optimal storage. Please minimize freeze-thaw cycles.

## Background

TNF superfamily member 15 (TNFSF15), a cytokine largely produced by vascular endothelial cells and a specific inhibitor of the proliferation of these same cells, can inhibit VEGF-induced vascular permeability in vitro and in vivo, and that death receptor 3 (DR3), a cell surface receptor of TNFSF15, mediates TNFSF15-induced dephosphorylation of VEGFR2.

## Assay Data

### Bis-Tris PAGE

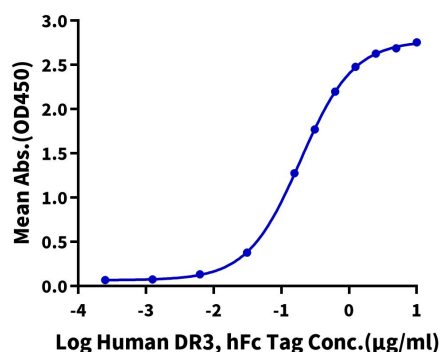


Human TNFSF15 on Bis-Tris PAGE under reduced condition. The purity is greater than 90%.

### ELISA Data

#### Human TNFSF15, His Tag ELISA

0.5  $\mu\text{g}$  Human TNFSF15, His Tag Per Well



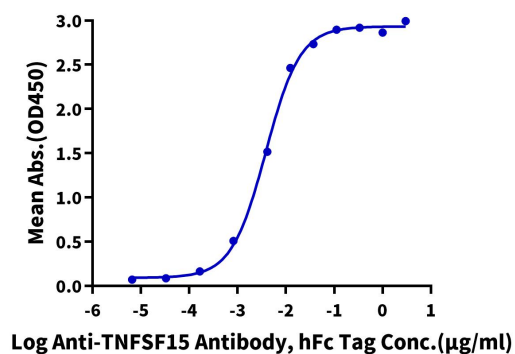
Immobilized Human TNFSF15, His Tag at 5  $\mu\text{g}/\text{ml}$  (100  $\mu\text{l}/\text{well}$ ) on the plate. Dose response curve for Human DR3, hFc Tag with the EC<sub>50</sub> of 0.19  $\mu\text{g}/\text{ml}$  determined by ELISA (QC Test).

Assay Data

ELISA Data

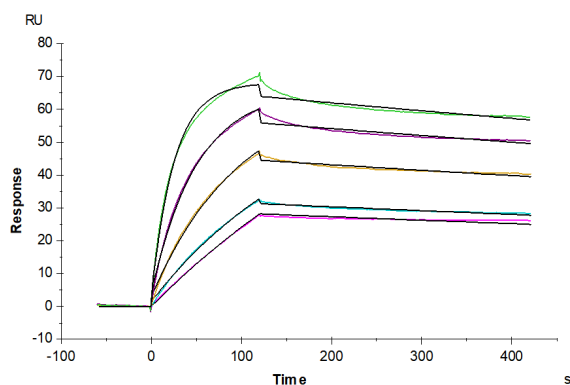
**Human TNFSF15, His Tag ELISA**

0.1µg Human TNFSF15, His Tag Per Well



Immobilized Human TNFSF15, His Tag at 1 µg/ml (100 µl/well) on the plate. Dose response curve for Anti-TNFSF15 Antibody, hFc Tag with the EC50 of 3.8 ng/ml determined by ELISA.

SPR Data



Human DR3, hFc Tag captured on CM5 Chip via Protein A can bind Human TNFSF15, His Tag with an affinity constant of 4.09 nM as determined in SPR assay (Biacore T200).